



Instructions:



For best results use heavy card stock. Print page one on a color printer.





When sheet has ejected and is completely dry, carefully turn it over and reinsert into printer paper feed. Print page two on the back. This will give you the post-card address areas. When sheet has dried, carefully cut along dotted lines. A paper cutter or Exacto knife and metal straight edge give best results.





Address: _____




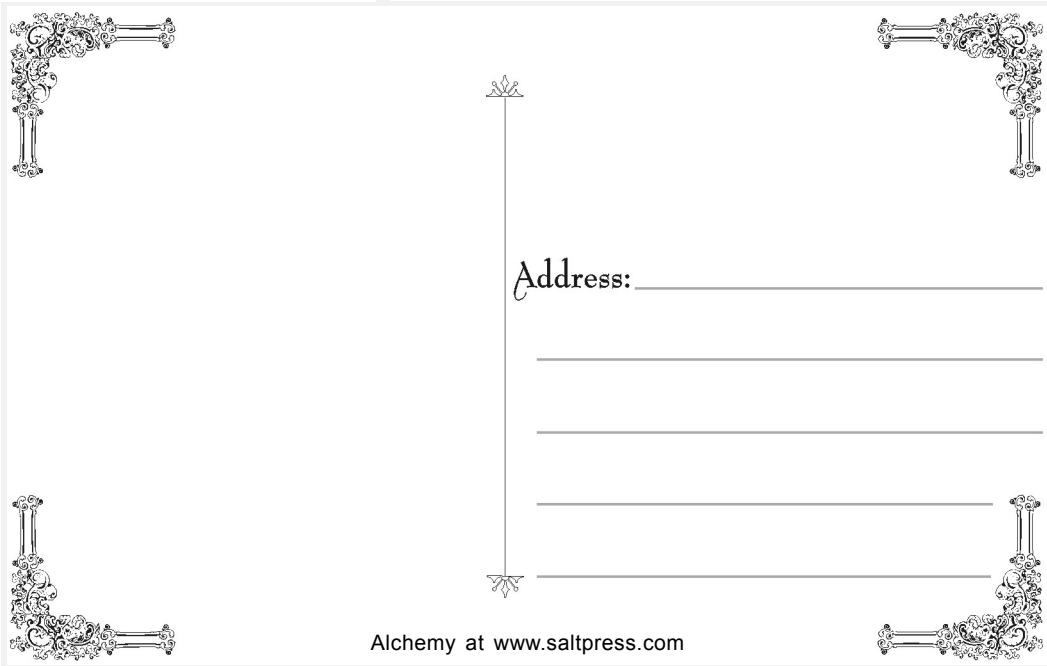
Alchemy at www.saltpress.com





Address: _____



Alchemy at www.saltpress.com



Address: _____



Alchemy at www.saltpress.com